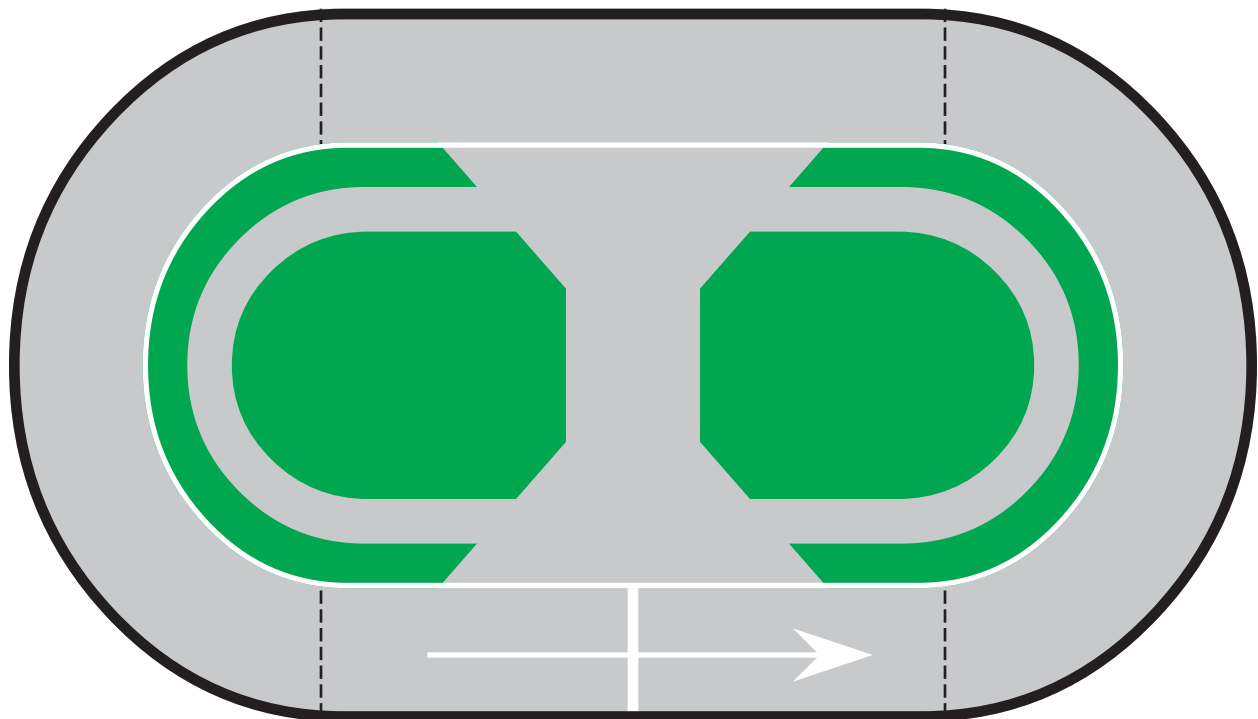


Elko Dueltrack

Elko, MN

1½x (1½x) - v 1.0



Grandstands

Created by Michael Miller
of the St. Paul Area Road Knights
(parody@autoduel.org)

For arenas, counters, vehicles, and all sorts of fun stuff, visit:



<http://www.autoduel.org/>

Elko Dueltrack

Elko Dueltrack is based on the real-life Elko Speedway, where SPARK sponsors Tim Graff in the Street Stock (aka Bombers) division. It's a 3/8 mile oval with banked corners and a flat infield with grassy sections. The start/finish line is halfway down the grandstand side of the track. (The Southern side.)

When laid out, the track is about 40" x 70". The outside walls have infinite DP. The corners have normal banking (-1D when turning inward, +1D when turning out) and the banking is effective when you reach the ends of the Outside Wall Turn Sections. The entryway to the pits is in Turn 2 (the NE corner); a wall segment slides away and a ramp leads down to the pit area East of the track.

In 2054, Elko will run a standard weekly dueling program on Saturday nights as well as special Eves of Destruction throughout the year, where many of the special events are run.

Special Events

Figure 8 Race

In this dueling race, the vehicles start at the end of turn 4 (the SW corner). They must turn left and head across the asphalt to the NE corner (normally turn 2), go around to turn 1, then cross the middle to turn 3 (the NW corner) and back to turn 4. The official finish line is halfway through the center.

Trailer Race

This is a variant of the Figure 8 Race. Each vehicle is required to have a trailer. Vehicles start spaced out around the track. They must drive around in the figure 8 directions and the last unkillable vehicle with its trailer attached wins. Vehicles that lose their trailer must exit via the pit doors or park in the grassy section of the track.

Flagpole Race

In this race, two special (farm tractor) tires are placed centered on the outside grassy sections and the center of the track. Vehicles must circle the tires as they go around the track. (So a lap is circle South tire, go through turns 1 and 2, circle North tire, go through turns 3 and 4.) Intentionally ramming the tires is a no-no.

Flagpole Tires: indestructible hard rubber, 1/2cl x 1/2cl, 1/4 cl tall. Has a 1/2 damage modifier, takes only 1/2 speed change from collisions, and slows down at 30 mph per turn.

Cruisers

Cruisers are vehicles with Cruiser Controls. They run dueling races in the normal way. Cruisers may enter the Figure 8 and Flagpole races.

Cruiser Controls: Cost \$500, wgt 25, spc. 0. Cruiser Controls split the controls between two crew: one gets the accelerator and the other gets the steering wheel and brakes. This drops your base HC by 1, and the crew's effective Driver skill is their average, rounded down. If the accelerator crew member dies, the other crew member may continue but the vehicle may no longer accelerate. If the wheel/brakes crew member dies, HC drops by another 1 and the vehicle may no longer decelerate.

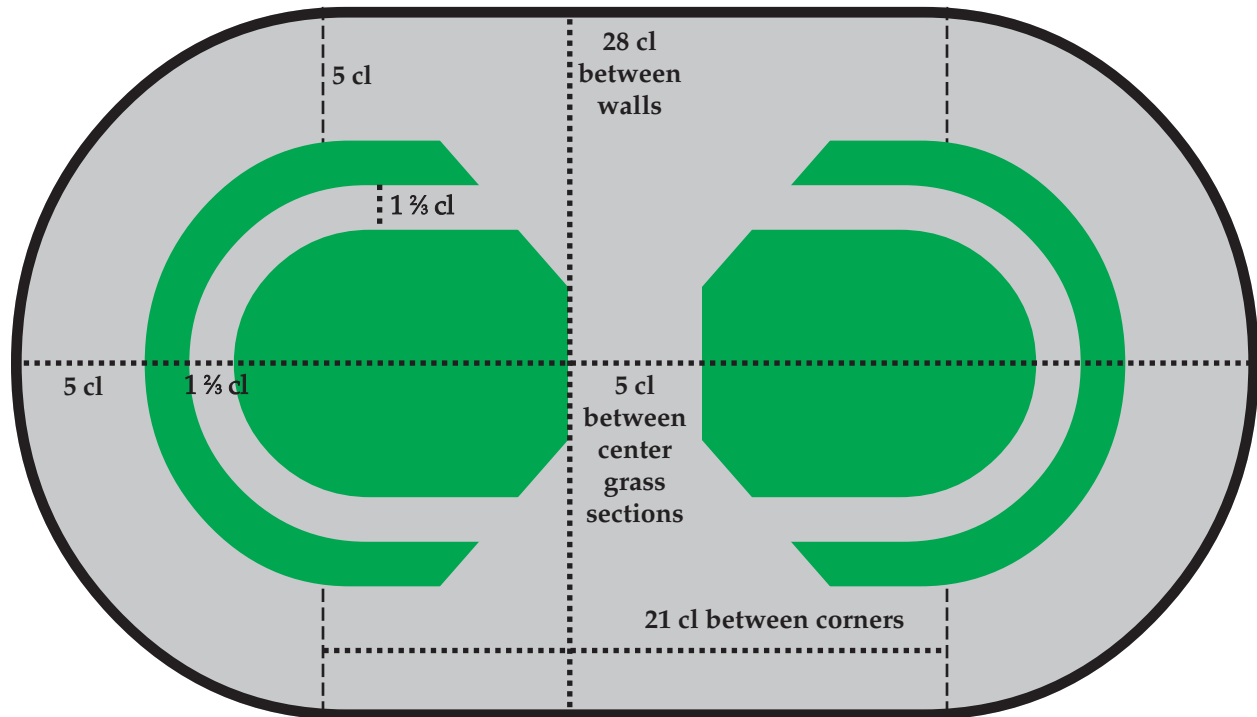
Laying Out Elko

Start by laying out the center line of the track. You'll need all four Outside Wall Curve Section 4s, the four Thin Grass Section 1s, and the Center Grass Section pieces. You'll also need three long Spacers and two short ones.

Place two Outside Wall Curves to begin the outside wall of the track. Line up a long Spacer so that it touches them with the dotted line at the center of the curve. (It should overlap slightly). Next place Thin Grass Section 1s along the dotted line of your spacer. Inside those use a short Spacer to measure the distance to the Center Grass Section. Continue with a long Spacer, the other Grass Section, short Spacer, Thin Grass Section 1s, long Spacer, and opposite wall.

Fill in the curves and outside wall with their pieces, checking the distance with your other spacers, and you should be all set to race!

A long spacer can be reused as your start/finish line. Place it at the center of the wall opposite the pit gate.





Legal Notes

The ESG Labs and SPARK logos are copyright © 2004 by Michael Miller. Elko Speedway can be found at <http://www.goelkospeedway.com/>

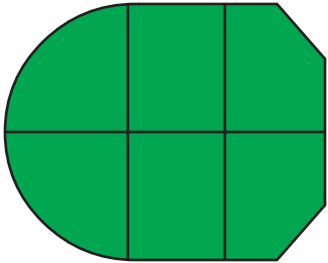
This document is copyright © 2004 by Michael Miller. This document may be downloaded, stored, and printed for your personal use. All other rights are reserved.

For the latest version of this document, head to <http://www.autoduel.org/>. To contact Mike, email parody@autoduel.org.

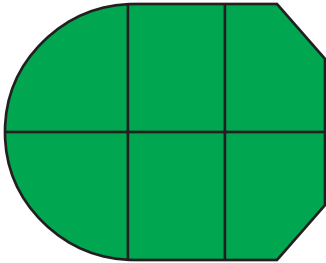


Elko 1.5x Spacers (5cl and 1 2/3cl x 1/2cl)

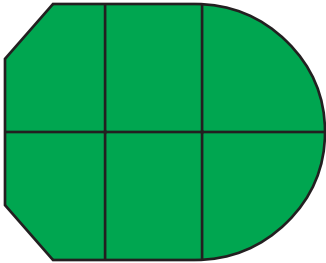
Elko 1.5x Center
Grass Curved
Section



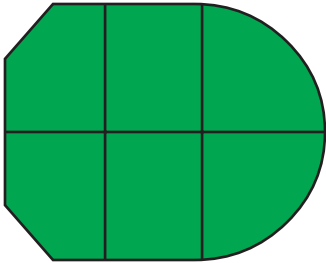
Elko 1.5x Center
Grass Curved
Section




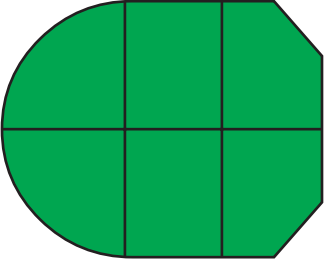
Elko 1.5x Center
Grass Curved
Section




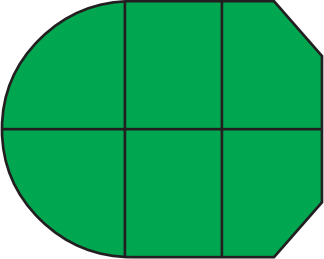
Elko 1.5x Center
Grass Curved
Section



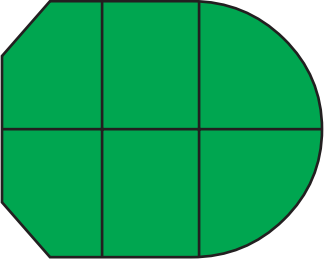
Elko 1.5x Center
Grass Rectangle
Section



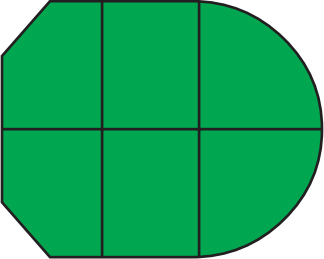
Elko 1.5x Center
Grass Rectangle
Section



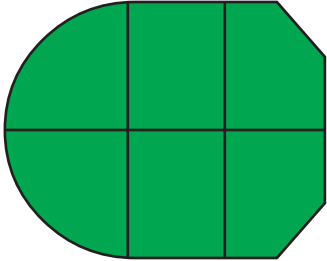
Elko 1.5x Center
Grass Rectangle
Section



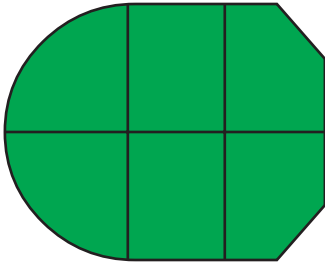
Elko 1.5x Center
Grass Rectangle
Section



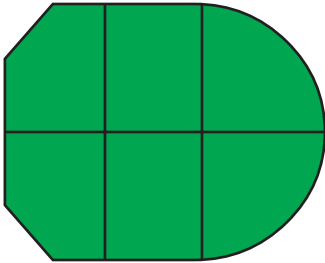
Elko 1.5x
Center Grass Angle and
Tire for Flagpole Race/
blocking pit entrance



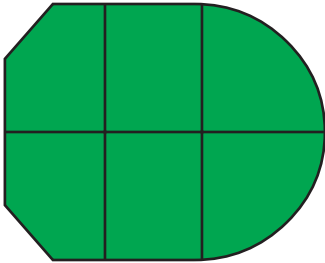
Elko 1.5x
Center Grass Angle and
Tire for Flagpole Race/
blocking pit entrance




Elko 1.5x
Center Grass Angle and
Tire for Flagpole Race/
blocking pit entrance



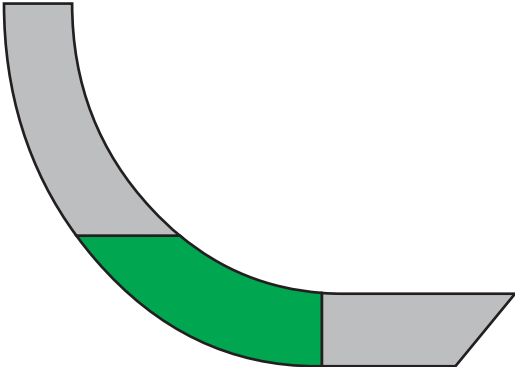
Elko 1.5x
Center Grass Angle and
Tire for Flagpole Race/
blocking pit entrance



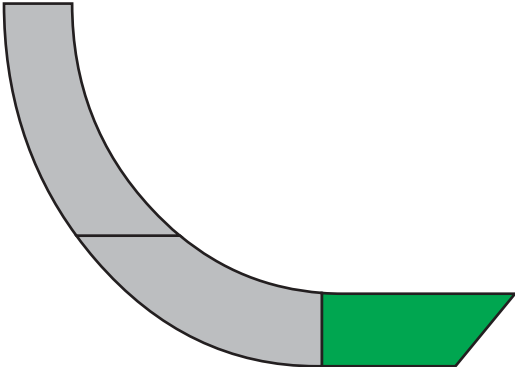
Elko 1.5x
Thin Grass Section 1



Elko 1.5x
Thin Grass Section 2



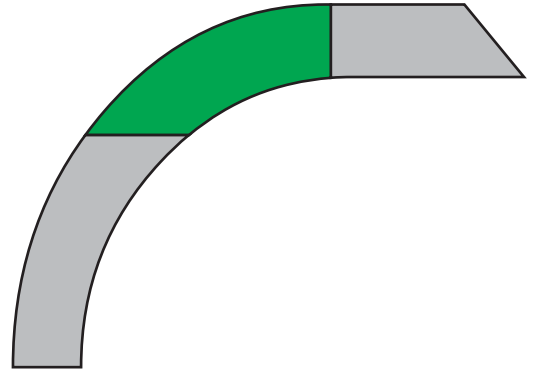

Elko 1.5x
Thin Grass Section 3




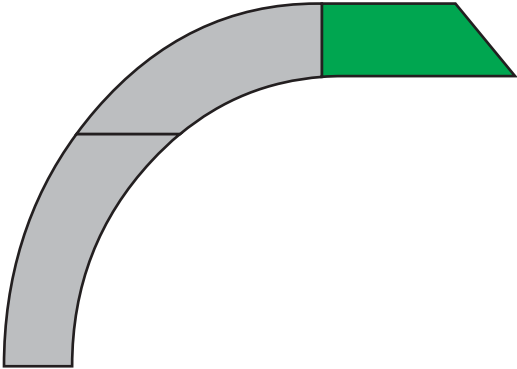


Elko 1.5x
Thin Grass Section 1


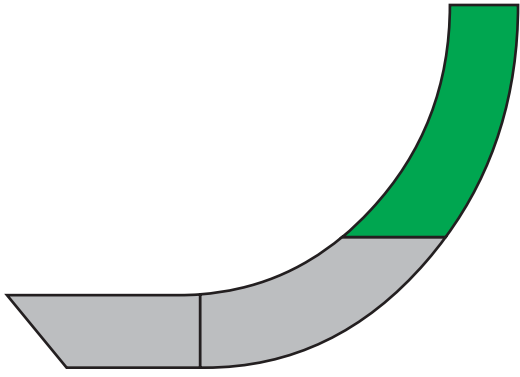
Elko 1.5x
Thin Grass Section 2



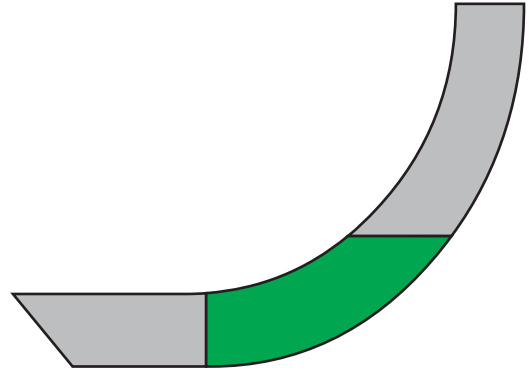
Elko 1.5x
Thin Grass Section 3



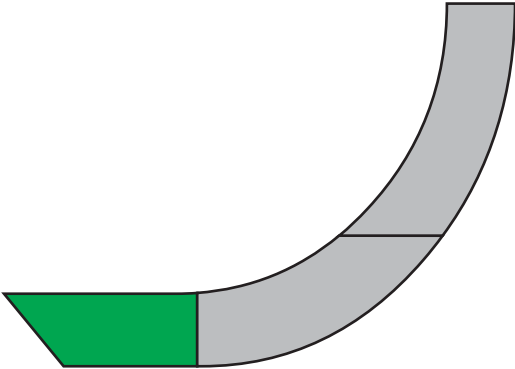
Elko 1.5x
Thin Grass Section 1




Elko 1.5x
Thin Grass Section 2




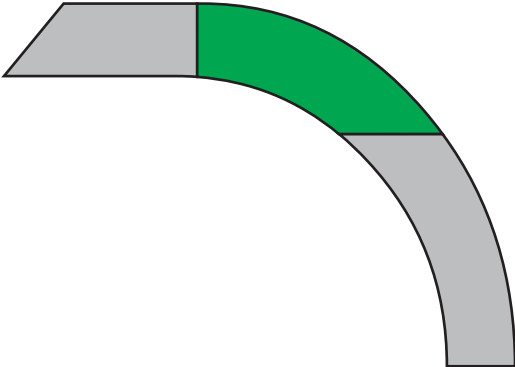
Elko 1.5x
Thin Grass Section 3




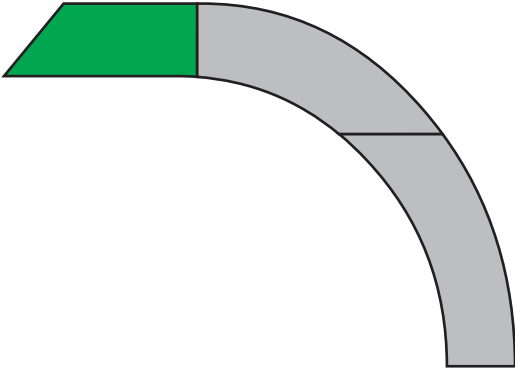
Elko 1.5x
Thin Grass Section 1



Elko 1.5x
Thin Grass Section 2



Elko 1.5x
Thin Grass Section 3






Elko 1.5x Outside Wall Straights - 21 cl

Outside Walls have 28 cl between
their *outside* edges

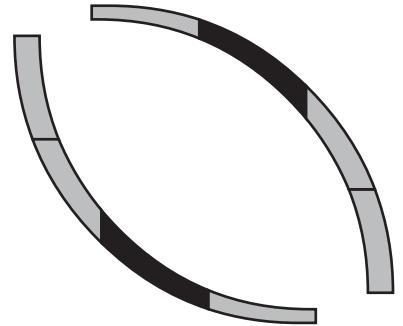



Elko 1.5x Outside Wall Straights - 21 cl



Elko 1.5x
Outside Wall
Curve Section 1

Elko 1.5x
Outside Wall
Curve Section 2





Elko 1.5x
Outside Wall
Curve Section 2

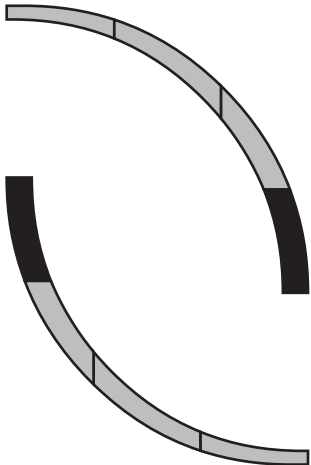
Elko 1.5x
Outside Wall
Curve Section 3






Elko 1.5x
Outside Wall
Curve Section 3

Elko 1.5x
Outside Wall
Curve Section 4



Elko 1.5x
Outside Wall
Curve Section 4



Elko 1.5x
Outside Wall Section 2
with open Pit Gate for Turn 2

